

1280 Enterprise™
Series

PROGRAMMABLE
INDICATOR/CONTROLLER
WITH COLOR TOUCHSCREEN



1280 Enterprise™ Series

PROGRAMMABLE INDICATOR/CONTROLLER
WITH COLOR TOUCHSCREEN

Unlimited Control. Infinite Possibilities

Command the future
with Rice Lake's 1280 Enterprise.

The 1280 Enterprise™ Series programmable indicator is an innovative powerhouse, delivering uncompromising speed for today's operations and expansive options for tomorrow's requirements. The 1280 is an event-based programmable controller with color touchscreen ideal for custom applications that combine signal processing, input/output control and network communications. Explore the potential, discover the power and unlock the possibilities.

Built for Business

The 1280 is the definitive solution for complete business systems integration, shattering the barrier between operations and data. A durable color touchscreen with a seven-inch LCD display integrates data with real-time operations to leverage actionable information.

Crisp visuals bring instant access to frequently used functions. Program multiple screens with custom graphics and softkeys for an interface that is designed for your process.

Web browser access for operation screens.



Built-in
Web Server



*Resistive touch display
can be used by operators
wearing gloves.*

*Integrate into any application
with up to six option cards for
extended functionality.*

abilities.



12-inch screen touch-only



Easy-mount panel style requires only five drilled holes for installation.

1280



7-inch screen touch-only

Universal, wall and panel enclosures provide versatile installation options.



Fits Right In

Modular design makes the 1280 a dynamic piece for the growth of any enterprise, and it is built tough to withstand even the harshest environments.

- Universal, panel or wall mount
- Vibrant, 7- or 12-inch resistive touch display can be used by operators wearing gloves
- Industrial-grade components
- Stainless steel NEMA Type 4X enclosures
- IP69 protection for universal and panel mount

Prolific Communication

Unparalleled onboard capabilities allow seamless integration with existing equipment.

- Standard Ethernet TCP/IP, Wi-Fi®, Wi-Fi Direct®, USB, RS-232/485 and RS-422/485
- Built-in web server creates a new dimension in remote access, systems integration and data monitoring
- Communicate with handheld devices, printers, PLCs or PCs over the network
- Create a custom database to store valuable information, including ID numbers, transactions, formulas, label formats and more

Future Proof

The 1280 Enterprise is a leap forward in technology, empowering your operation with control of today and command of the future.

- Highly customizable graphical user interface
- Able to power up to eight scales
- Single or multi-range/interval weighing functions
- Programmable through iRite to store/retrieve data with an onboard database storage of 460 MB
- Limitless programmability
- Freescale i.MX6 processor takes multitasking to the next level
- Micro SD card (up to 32 GB) for custom boot-loading graphics, iRite applications and configuration files

Room To Grow

The 1280 utilizes real-time processing and achieves unprecedented multitasking performance. With industry-leading onboard capabilities, you may never need to add an option card; however, the 1280 is easily expandable.

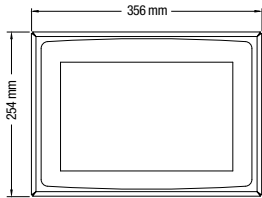
- The 1280 expands its capabilities with smart option cards, which allows for faster system performance
- Six smart card slots for additional scale channels, serial ports, digital inputs and outputs, analog outputs and protocol interfaces
- Advanced batch engine with latching for 24 setpoint conditions automates daily tasks and can handle even the most complex routines

1280 Enterprise™ Series

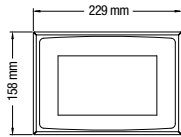
PROGRAMMABLE INDICATOR/CONTROLLER
WITH COLOR TOUCHSCREEN

STANDARD FEATURES

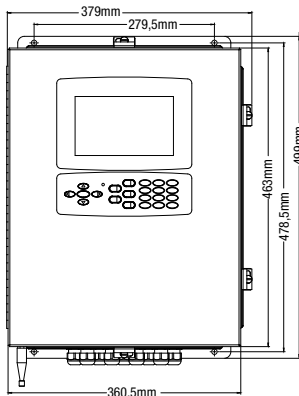
- Customizable color touchscreen with graphical user interface
- User-defined softkeys, icons and graphics
- Tactile keypad for scale operations, numeric entry and navigation
- On-screen keyboard available during entry mode (or external keyboard)
- Built-in web server for remote access, systems integration and data monitoring
- Multi-language operation and text entry
- Supports eight scales within five different kinds:
 - Analog load cell, multi-range/interval weighing
 - Total scale summing
 - Serial input scales
 - iQUBE² scales
 - Program scales
- Six smart card slots for additional scale channels, serial ports, digital inputs and outputs, analog outputs and protocol interfaces
- iRite™ Programming Software
 - Five built-in applications: Truck In/Out, Recipe Storage, Filling/Dosing, Counting, Checkweighing
 - Customizable user programs with event-based functions
 - 150 built-in functions for common processes & data tables
 - Customize and transfer data via email, FTP server and networked printers
 - Display data with line charts or bar graphs.
- Dual-port assignments for weight tickets, credit cards, smart pass, HID readers, etc.
- iRite reporting or iQUBE² alerts
- Email, USB, Ethernet TCP/IP, Wi-Fi Direct®, two serial ports RS-232 or RS-485
- Alibi memory captures serial port transmissions
- Four configurable data-stream formats for PC, printers and remote displays
- 100 setpoints, 18 configurable setpoint types
- Eight digital I/O for control and pulse count
- Three different enclosure types: universal with tilt stand, panel mount and wall mount



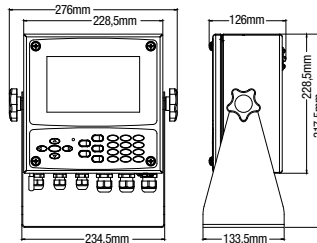
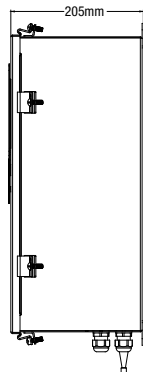
12-inch Panel Mount Touch-only



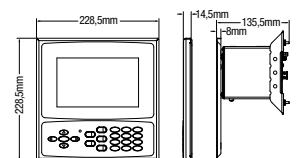
7-inch Panel Mount Touch-only



7-inch with Keypad Wall Mount



7-inch with Keypad Universal



7-inch with Keypad Panel Mount

SPECIFICATIONS

POWER:	AC voltages: 100-240 VAC; 50-60 Hz DC voltages: 11-30 VDC Consumption: 60 W
EXCITATION VOLTAGE:	10 ± 0.5 VDC 16 x 350Ω or 16 x 700Ω load cells per A/D card
ANALOG SIGNAL INPUT RANGE:	-60 mV to 60 mV
ANALOG SIGNAL SENSITIVITY:	0.3 μV/graduation minimum at 7.5 Hz–120 Hz 1.0 μV/graduation recommended
A/D SAMPLE RATE:	7.5 to 960 Hz, software selectable
RESOLUTION:	Internal: 8 million counts/8,000,000 Display: 9,999,999
SYSTEM LINEARITY:	± 0.01% full scale
DIGITAL I/O:	Eight I/O channels on CPU board; optional serial ports: 24-channel I/O expansion boards available
COMMUNICATION PORTS:	Port 1 & 2: Full duplex RS-232 with CTS/RTS, RS-422/485 Baud Rate: 1200 to 115200 Port 3: USB 2.0 Device (Micro) USB Host: (2) Type A Connectors max 500 mA Ethernet: Wired 10/100 Auto-MDX Ethernet: Wireless 802.11 b/g/n 2.4GHz
ONBOARD:	Selectable filters: Three stage, Adaptive or Damping Embedded Linux® OS 8 GB eMMC (system use) 1 GB DDR3 RAM 460 MB onboard database (SQLite) storage Up to 32 GB micro SD card (sold separately)
DISPLAY:	Seven-inch, 800 x 480 pixel, graphical color TFT display 500 or 1,000 NIT Twelve-inch, 1280 x 800 pixel, graphical color TFT display 1,500 NIT
KEYS/BUTTONS:	22-key membrane panel, tactile buttons, on-screen keyboard for text and numeric entry, USB port for flash drive, keyboard and printer
TEMPERATURE RANGE:	Certified: 14°F to 104°F (-10°C to 40°C) Operating: -4°F to 131°F (-20°C to 55°C)
WEIGHT:	Universal enclosure: 11 lb (4.9 kg) Panel mount enclosure: 8 lb (3.6 kg) Wall mount enclosure: 23 lb (10.4 kg) Panel mount 7 in touch-only enclosure: 7 lb (3.1 kg) Panel mount 12 in touch-only enclosure: 10 lb (4.5 kg)
RATING/MATERIAL:	IP66 stainless steel wall enclosure IP69K stainless steel universal and panel mount door
WARRANTY:	Two-year limited warranty
EMC IMMUNITY:	EN 50082 Part 2 IEC EN 61000-4-2, 3, 4, 5, 6, 8, and 11

APPROVALS



7" with keypad universal and wall mount
7" with keypad panel mount 7" and 12" touch-only

© 2019 Rice Lake Weighing Systems • Specifications subject to change without notice.



Maximus Scales NZ Ltd
17 Hyland Crescent
Rotorua, NZ 3015 • New Zealand
TEL: +64272736864

www.maximus-scales.co.nz